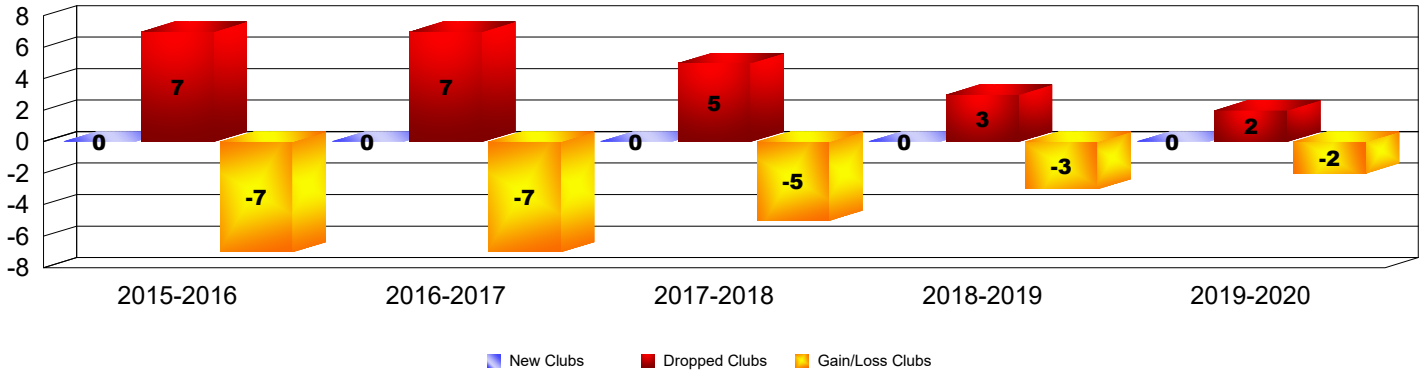


Multiple District 106

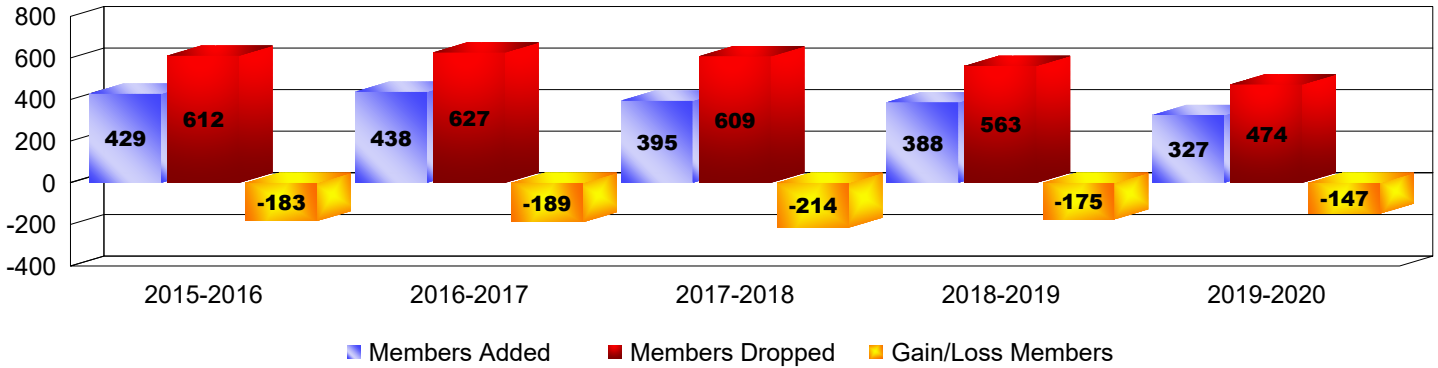
As of June 2020 Cumulative

Year	New Clubs	Dropped Clubs	Gain/Loss Clubs	New Members	Charter Members	Reinstate Members	Transfer Members	Total Member Added	Total Members Dropped	Gain/Loss Members
2015-2016	0	7	-7	398	2	7	22	429	612	-183
2016-2017	0	7	-7	414	1	3	20	438	627	-189
2017-2018	0	5	-5	345	7	2	41	395	609	-214
2018-2019	0	3	-3	358	4	5	21	388	563	-175
2019-2020	0	2	-2	301	1	1	24	327	474	-147
Average	0	5	-5	363	3	4	26	395	577	-182


Clubs



Members



Membership Composition June 2020 Cumulative



Gender Comparison June 2020 Cumulative

